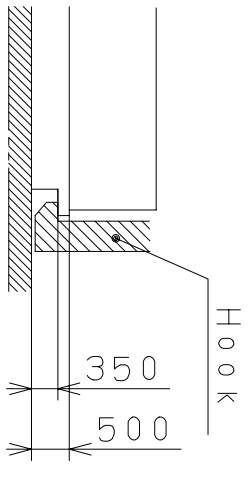


Coordinates

記号	X	Y	R
GM	0	0	—
DH1	6800	7250	—
DH2	-7167	-7045	—
f51	-11900	0	2000
f53	11900	850	2000

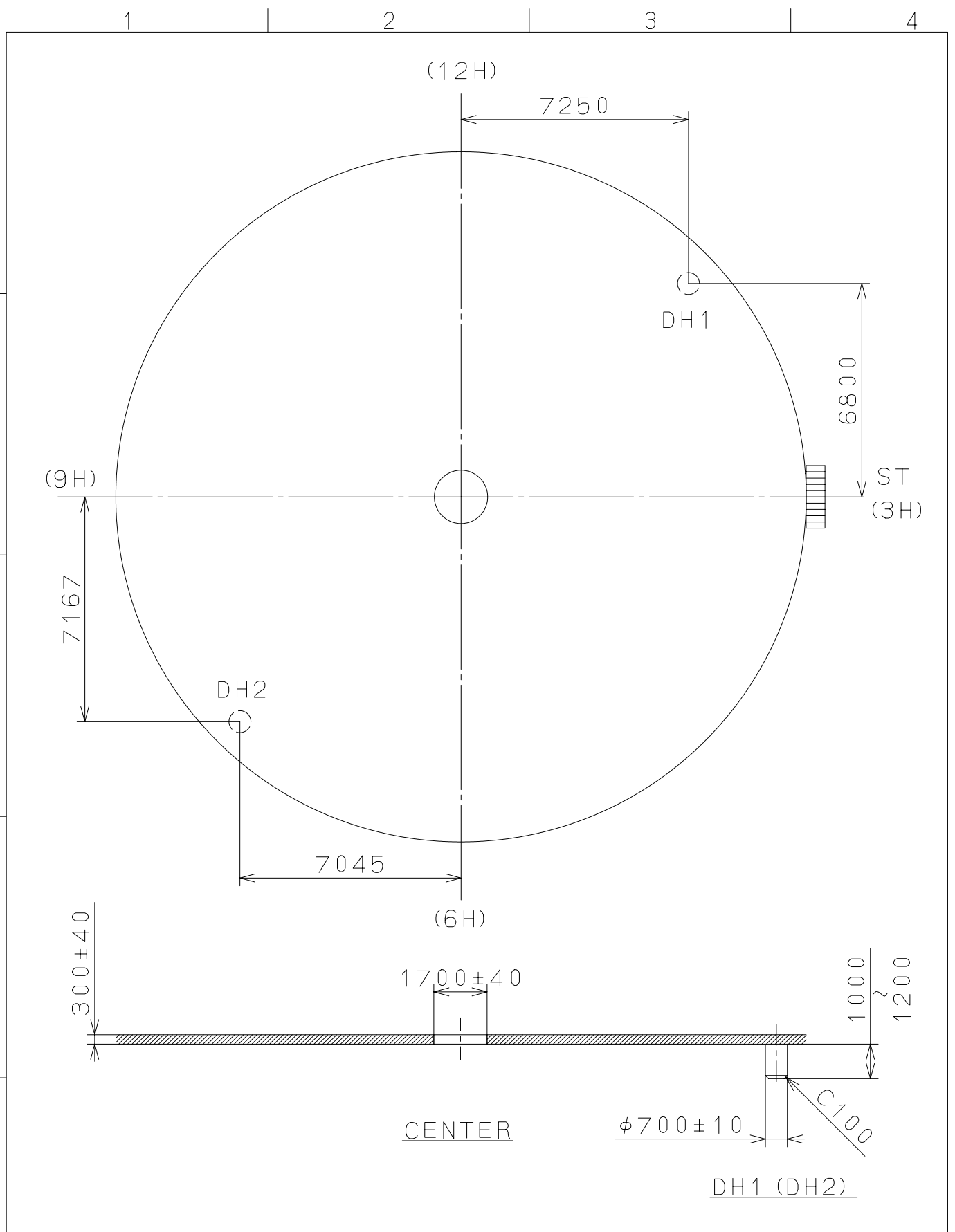


△	Quantity	Unit	Cal. NO.:
△	1	1/1000 mm	OR21
△	1	10/1	Parts No.:
△		Date	
△		Drawn	
Mark	Date	Description	Appr. Checked
			M. Fukuda
Material	Alterations		
Heat Treatment			
Hardness			
Plating			
	General Tolerances		
	Dimensions		
	Angles		
		Name: Frame for Case	
		Drawing No.: OR21C000	

MIYOTA
CITIZEN WATCH CO., LTD. TOKYO, JAPAN

2005/12/22 (10:33:16)

This drawing is provisional and subject to our reconfirmation and/or revision without notice.

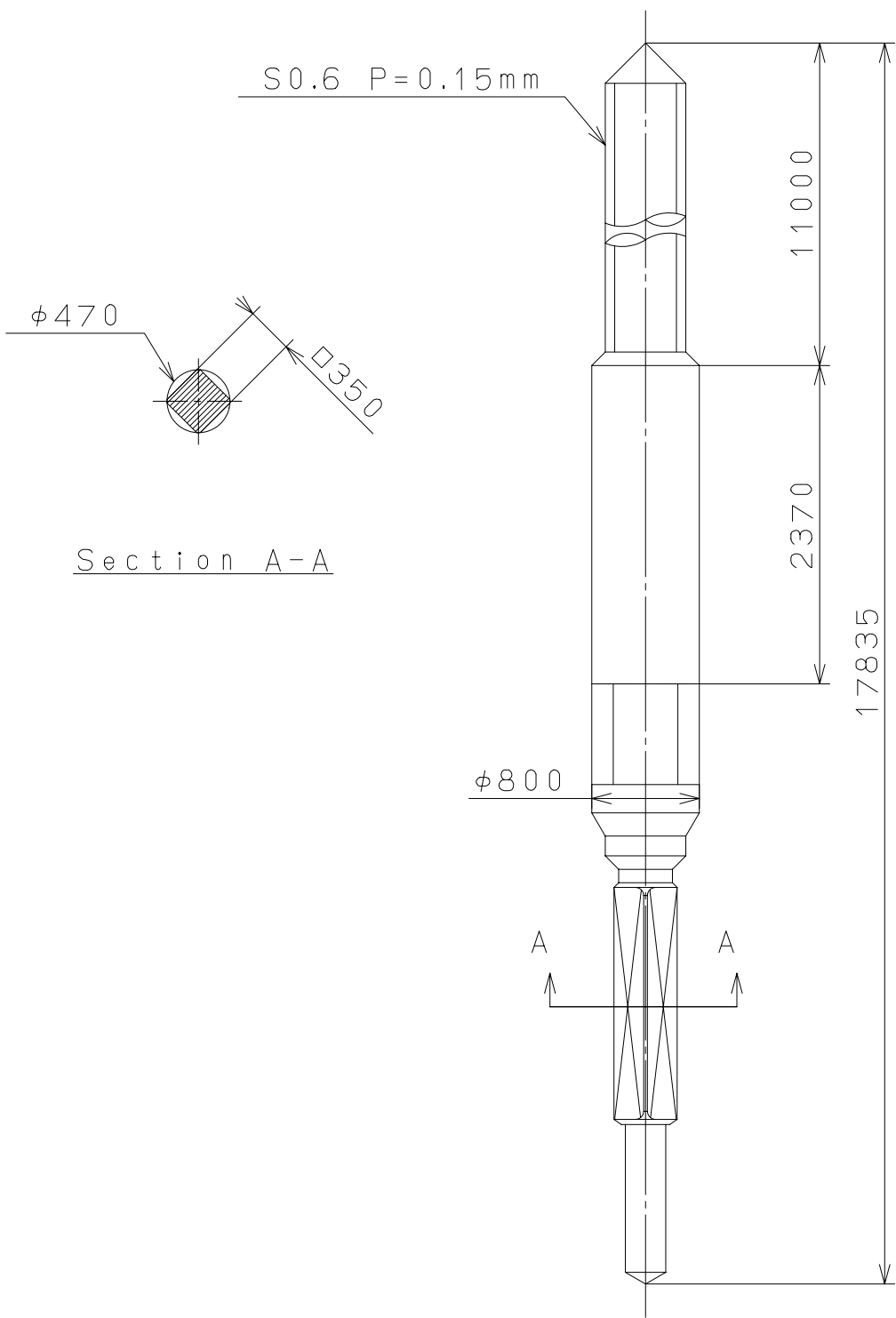


△			Quantity		Cal.NO.:
△			Unit	1 / 1000 mm	OR21-07M
△			Scale	6 / 1	Parts No.:
△			Date		
△			Drawn		
Mark	Date	Description	Appr.	Checked	M. Fukuda
Alterations			Approved	Name:	
Material					Indications for Dial
Heat Treatment					Drawing No.: OR21D000
Hardness			General Tolerances		MIYOTA
Plating			Dimensions		
			Angles		CITIZEN WATCH CO., LTD. TOKYO, JAPAN

2005/12/22 (10:26:14)

This drawing is provisional and subject to our reconfirmation and/or revision without notice.

A
B
C
D
E
F



⑤			Quantity		Cal.NO.:
④			Unit	1 / 1000 mm	
③			Scale	20 / 1	Parts No.:
②			Date		065-436
①			Drawn		
Mark	Date	Description	Appr.	Checked	Name:
		Alterations		Approved	SETTING STEM
Material					Drawing No.: 4360S000
Heat Treatment			General Tolerances	MIYOTA	
Hardness			Dimensions		
Plating			Angles		
				CITIZEN WATCH CO., LTD. TOKYO, JAPAN	